

Fact Sheet

Brief portrait

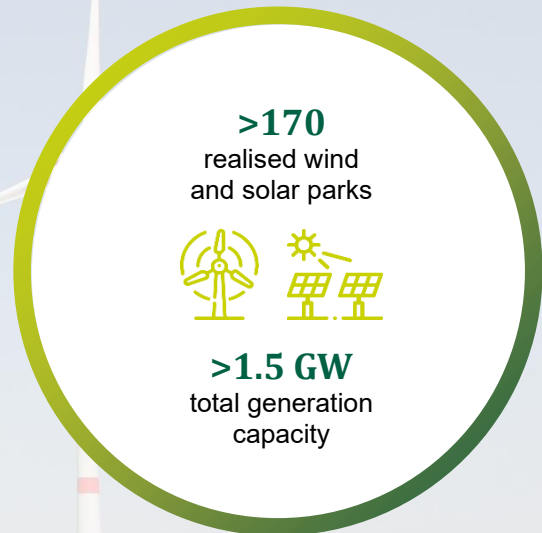
A new way of thinking. For more than 35 years, Energiekontor has stood for a solid business policy and extensive experience in renewable energies.

Founded in Bremerhaven in 1990, Energiekontor is among the pioneers in its industry and is now one of Germany's leading project developers and operators of wind and solar parks. Its core business ranges from the planning and construction¹ to the operational management of wind and solar parks in Germany and abroad.

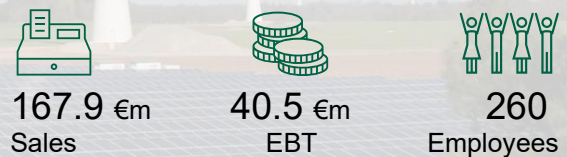
In addition, Energiekontor operates 40 own wind and solar parks with a total generation capacity of around 455 megawatts. Around 230 megawatts, which are also earmarked for the Group's own portfolio, are currently under construction.

Energiekontor also plays a pioneering role in economic terms and aims to realise wind and solar parks at market prices in all target markets as quickly as possible, independently of state subsidies.

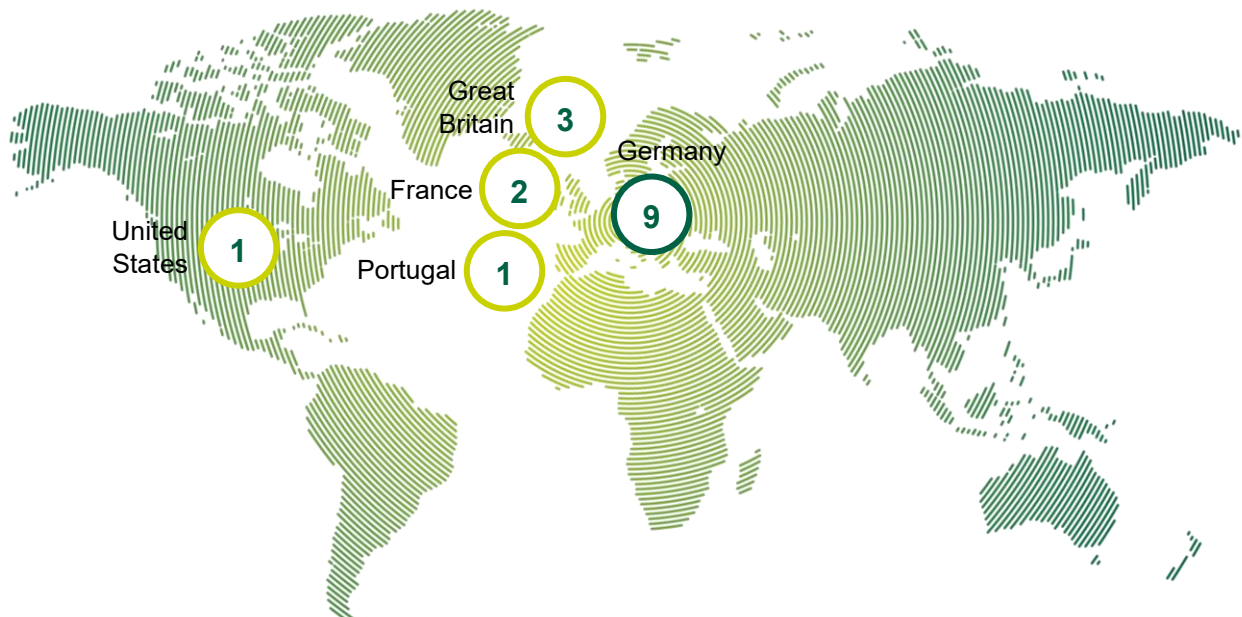
Our track record



Financial year 2025



Shaping the future together worldwide – Across 5 countries at 16 company sites

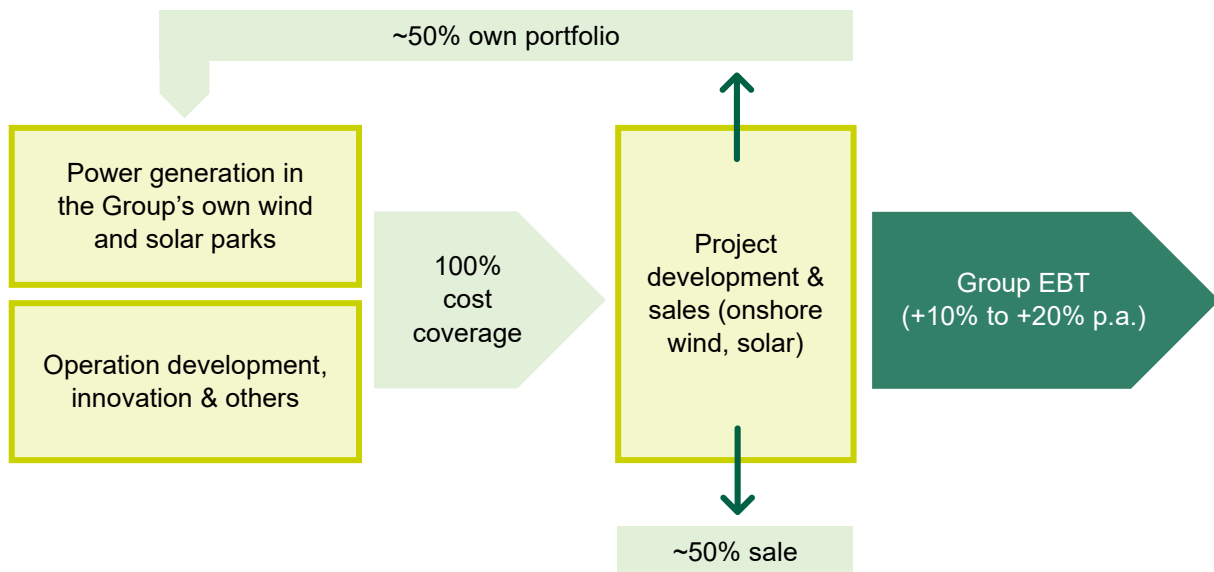


¹Note: Energiekontor is a pure project developer and operator of wind and solar parks. Energiekontor does not manufacture own products, nor does the company have its own construction department in the classic sense. As part of the planning and realisation of projects, Energiekontor organises and manages the construction of the respective projects by taking on activities related to tendering, awarding contracts, construction management, invoicing and quality control. However, construction work such as the erection of infrastructure (access, cables, substations, etc.), turbines and photovoltaic systems is carried out exclusively by externally commissioned subcontractors.

Corporate Management

Management Board	Supervisory Board
Peter Szabo (CEO)	Dr Bodo Wilkens (Chairman)
Günter Eschen	Günter Lammers (Deputy Chairman)
	Darius Oliver Kianzad

Organic growth model



Outlook on 2026 and growth strategy 2023 to 2028¹

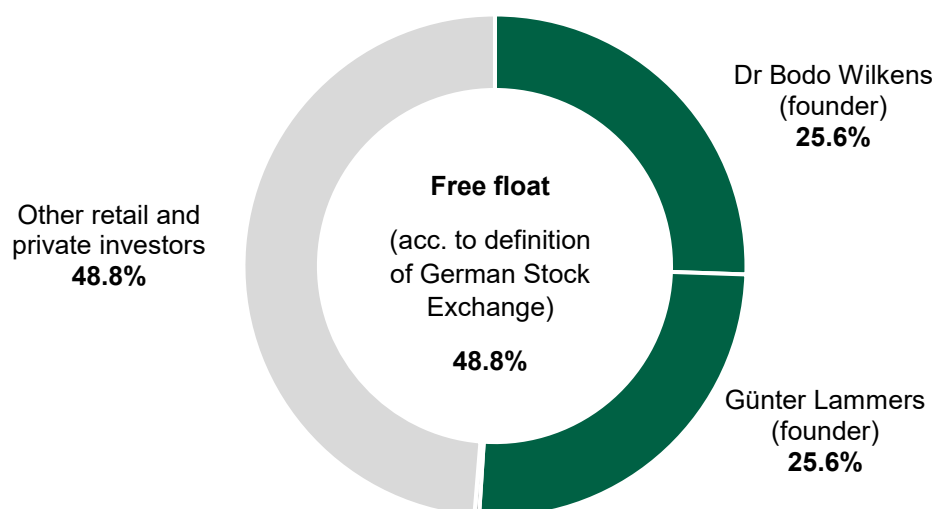
EBT in € million	2024(R)	2025(R)	2026(G)
Group	36.2	40.5	40 – 60
Project development & sales	7.3	20.8	> PY
Power generation (own parks)	26.0	17.1	> PY
Operation development, innovation & others	2.8	2.5	= PY

(R): as reported; (G): guidance; PY: previous year.

Energiekontor issued the 2023 to 2028 growth strategy in the 2022 financial year and confirmed it again with the publication of the 2025 financial figures. The core objective of the five-year strategy is to increase the original target value for **Group EBT** from around 60 million euros in the 2023 financial year to around **120 million euros** in the **2028 financial year**. Achieving this target requires an average annual growth rate of around 15 percent for the aforementioned period. The underlying average growth rate of 15 percent is a theoretical linear benchmark that may be surpassed or fallen short of in day-to-day project development business, as project postponements have a direct impact on profit realisation in the respective financial year and/or may lead to profit being deferred to the next financial year. The growth strategy must therefore be considered over the entire period.

¹Further information on the growth strategy is available in the 2025 Annual Report at <https://www.energiekontor.de/en/investor-relations/financial-reports.html>.

Shareholder structure¹



Key share data

WKN · ISIN	531350 · DE0005313506
Bloomberg · Reuters	EKT
Class of shares	No-par-value bearer shares
Listing	German Stock Exchange, Frankfurt/Main
Marketplaces	XETRA, Frankfurt, all other German marketplaces
Market segment	General Standard
Designated sponsor	Pareto Securities AS
Indices	SDAX, MSCI Global Small Cap Index
Number of shares ¹	13,894,772
Initial listing	25 May 2000
Last share split	7 November 2001 (1:4)

¹As at 24 June 2026.

Share coverage

Institution	Recommendation	Price target (in €)	Last update
First Berlin	Buy	66.00	19/05/2026
Metzler	Buy	70.00	15/05/2026
M.M. Warburg	Buy	77.00	15/05/2026
DZ Bank	Buy	59.00	20/05/2026
Average		68.00	

The individual analyst ratings, recommendations and price targets are continuously updated and can be viewed at <https://www.energiekontor.de/en/investor-relations/shareholders-information.html>.

Key financial figures

In € million	2025	2024	2023	2022	2021
Sales	167.9	126.5	241.8	187.6	156.5
Total output	339.1	195.9	275.4	255.7	266.3
EBITDA	86.1	72.9	135.6	99.8	81.7
EBIT	65.4	49.8	114.4	80.0	61.7
EBT	40.5	36.2	95.5	62.9	44.9
EBT margin (in %)	24.1	28.6	39.5	33.5	28.7
Group result	41.0	22.6	83.3	44.5	36.2
Earnings per share (in €, undiluted)	2.94	1.62	5.97	3.18	2.54
Dividend per share (in €)	1.00	0.50	1.20	1.00	0.90
Total assets	1,077.9	774.1	721.6	633.6	562.0
Tangible assets (parks)	302.0	250.3	258.9	253.7	215.4
Equity	224.7	186.9	185.2	123.7	82.2
Equity ratio (in %)	20.8	24.1	25.7	19.5	14.6
Notional equity ratio ¹ (in %)	29.0	28.5	29.7	23.8	18.5
Cash flow from operating activities	-22.1	-43.4	148.1	138.7	62.0
Cash flow from investing activities	-41.0	-9.3	-45.5	-82.4	-85.0
Cash flow from financing activities	117.1	18.8	-53.1	-28.5	45.3
Cash and cash equivalents	194.6	142.0	175.6	127.0	100.0

¹Further details on the notional equity ratio can be found in the 2025 Annual Report on page 81.

Financial reports and interim statements are available at <https://www.energiekontor.de/en/investor-relations/financial-reports.html>.

Financial calendar

Date	Event	Location/type
13 August 2026	Half-year financial report for 2026	Publication
12 November 2026	Interim Statement on the third quarter of 2026	Publication

The financial calendar is continuously updated and can be viewed at <https://www.energiekontor.de/en/investor-relations/financial-calendar.html>.

Imprint

Newsletter

Keep up to date on the latest developments by signing up for our newsletter at <https://www.energiekontor.de/en/newsletter-subscription.html>.

Publisher

Energiekontor AG
Mary-Somerville-Strasse 5
28359 Bremen
Germany

Phone: +49 (0)421-3304-0
Fax: +49 (0)421-3304-444
Email: info@energiekontor.de
Web: www.energiekontor.de/en/index.html

Investor & Public Relations

Julia Pschribülla
Head of Investor & Public Relations
Phone: +49 (0)421-3304-126

Kathrin Mateoschus
Investor & Public Relations Manager
Phone: +49 (0)421-3304-297

Email for investor relations matters:
ir@energiekontor.com

Email for public relations matters:
pr@energiekontor.com

Disclaimer

This fact sheet contains forward-looking statements. These are statements that are not historical facts, including statements about the expectations and views of the management of Energiekontor AG. These statements are based on current plans, estimates and forecasts of the Company's management. Investors should not rely unreservedly on these statements. Forward-looking statements are made in the context of the time and environment in which they are made. The Company assumes no obligation to update the forward-looking statements contained in this report as a result of new information or future events. This does not affect the Company's obligation to comply with its statutory information and reporting obligations. Forward-looking statements always contain risks and uncertainties. A large number of factors can lead to actual and future events deviating considerably from the forward-looking statements contained in the fact sheet.

Please note in case of doubt, the German version shall prevail.

Picture credits

Energiekontor archive
Stock pictures